

„Titel/Name“: Say something nice!

Brief description of the Activity

Conversation Exercise for training communication skills

Targeted Audience: School students

Practical Setting - Context of Activity


- Labour Market
- School Environment
- Community Work

Linked Stop of VALUE Roadmap (IO1)


- Self Management
- Think outside of the Box
- Can Do Mindset
- Enrichment
- Making it Happen
- Roadblocks
- Transition

Type of Activity (IO2): Group Dynamic Activity

Other Information

 **purpose:** ability to relate

 **Time:** 10 minutes (flexible)

 **group size:** 10 – 30 people

↔ **required space:** Space for the young people to form a large circle.

 **material:** soft ball


✓ **preparation:** not necessary

Extra advice for implementation:

If it is not appropriate for girls and boys to be so close and compliment each other, separate girls and boys in this game.



Show Cased Mini Project



Chosen process for implementation:

1. Have the young people stand up and form a large circle.
2. Pass a ball to one person in the group, who then throws that ball to another person.

Explain to the participants that the whole group must work as a team to prevent the ball from falling to the ground.

3. If a person drops the ball, they must say something nice about the person who threw the ball to them. Then the person says something nice about the person who dropped the ball. Then they both sit down.
4. The game continues until everyone has said something nice about someone and all youngsters are seated.

Message of the game:

In this game, the youngsters did two things that help them work well with other people. They practiced working together as a team and they said something nice about their friends.

